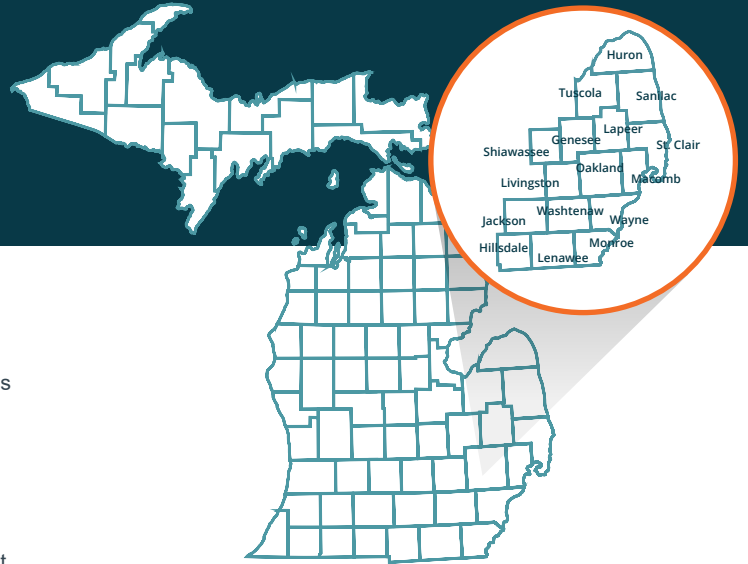


REGION 9 LABOR SHED



Introduction

The Workforce Intelligence Network for Southeast Michigan (WIN) partnership is a collaboration of Michigan Works! Agencies (MWAs) and community colleges across a 16-county region in Michigan. The counties in the WIN partnership include: Genesee, Hillsdale, Huron, Jackson, Lapeer, Lenawee, Livingston, Macomb, Monroe, Oakland, Saint Clair, Sanilac, Shiawassee, Tuscola, Washtenaw, and Wayne, along with the City of Detroit.

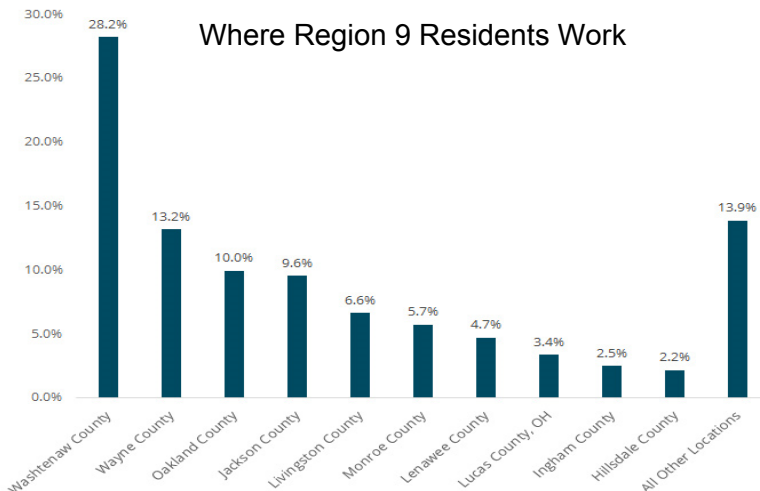
The WIN partnership region's labor shed highlights why, when it comes to talent, we must think regionally: The workforce is mobile. Although 90.4% of the region's workforce live and work in the 16-county area, not all residents work in their home county. It is not uncommon for workers to commute one or two counties over for work. This means that the residents in every county should be ready for the job demands of employers hiring throughout southeast Michigan.

This document provides detailed information on where employees in the area commute to and from each day for work, how far they travel, along with other information about workers and businesses in the area. For more detail on the labor market please see WIN's Quarterly Labor Market Report publications.

Where Residents Work

In 2017, Region 9's workforce consisted of 408,095 residents. 232,899 (57.1 percent) of the residents lived and worked within Region 9, while the remaining 175,196 residents (42.9 percent) traveled outside of the region for work. Since 2015, the number of residents that traveled outside of the region for work increased by 7,345 (4.4 percent) individuals from 167,851 to 175,196 outbound commuters.

Region 9 residents were somewhat more mobile in 2017 than in 2015. In 2015, 33.1 percent of the region's mobile workforce (133,354 individuals) traveled more than 25 miles to their place of employment, while in 2017, 34.1 of the workforce (139,061 individuals) traveled more than 25 miles. Washtenaw county remains the largest job center within Region 9 for residents to find employment, with 115,206 residents (28.4 percent of the region's workforce) employed in the county in 2017. Wayne County was both the most common destination for residents outside of Region 9 and the second most common work destination overall; 53,783 residents (13.2 percent of the region's workforce) traveled out of the region to Wayne County.



20,463

BUSINESS ESTABLISHMENTS
IN 2017



162,332

JOBS POSTED ONLINE
IN 2017



232,899

WORKERS THAT LIVED AND
WORKED IN REGION 9



139,061

RESIDENTS TRAVELING MORE
THAN 25 MILES TO WORK

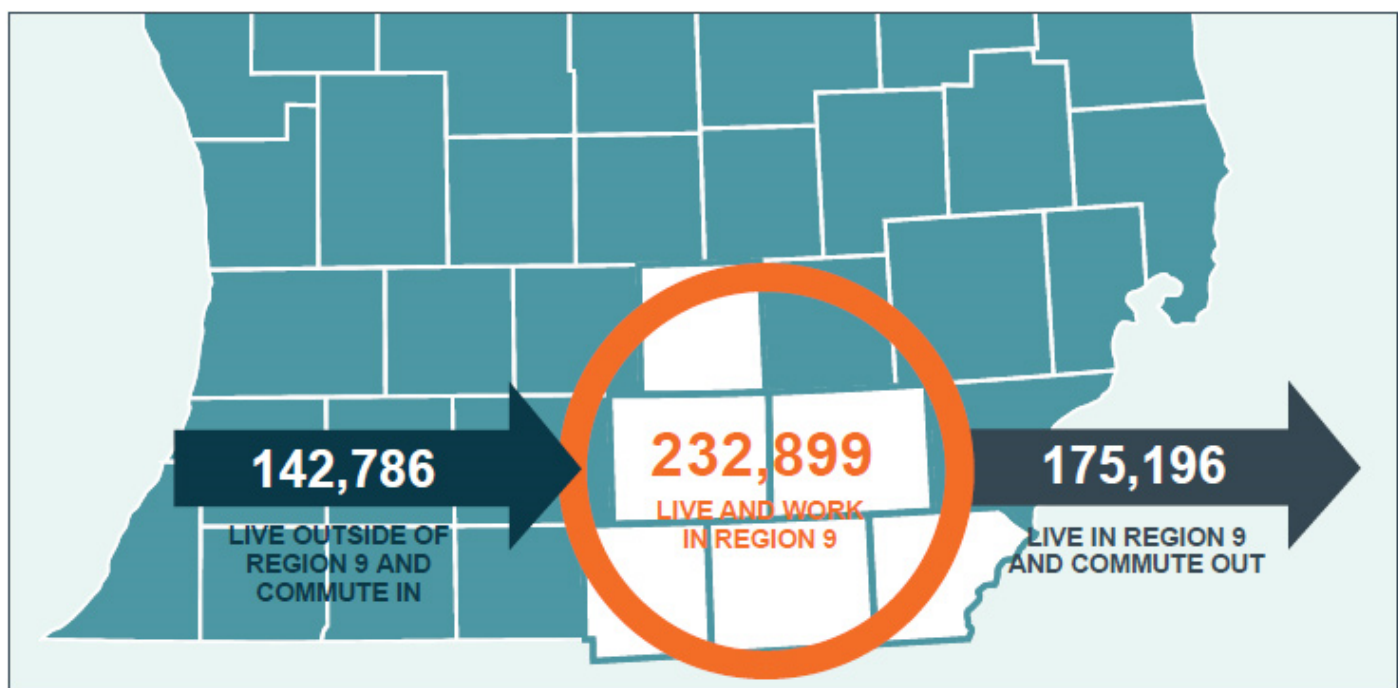
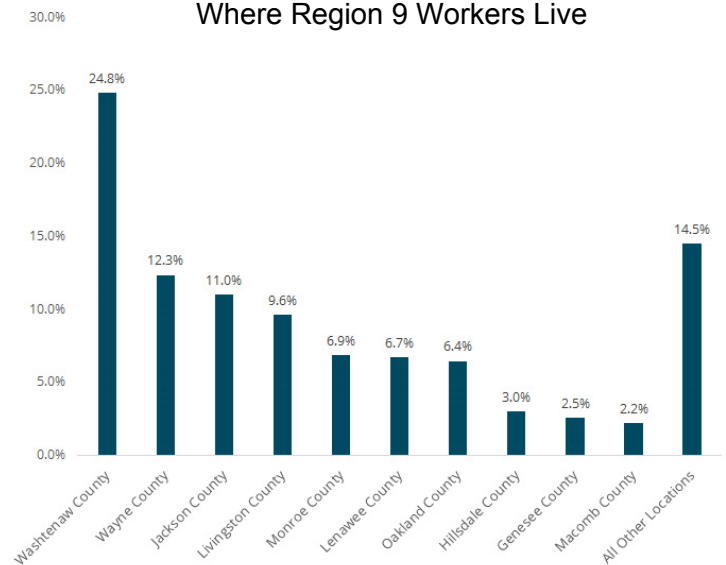
REGION 9 LABOR SHED

Where Workers Live

In 2017, 375,685 workers were employed in Region 9. 142,786 (38.0 percent) of those workers were employed in Region 9 but lived outside of its borders. Of those that traveled to Region 9 for work, 42,733 (29.9 percent) of the workers were 29 or younger. While Region 9 employers attracted many young workers in 2017, 57,437 (52.1 percent) of the internal jobs were filled by workers between the ages of 30 and 54. This indicates a desire for experienced workers in Region 9.

The great majority of workers employed in Region 9 reside in either Washtenaw or Wayne counties. 93,208 (24.8 percent) of Region 9 workers reside in Washtenaw County, followed by 46,374 (12.3 percent) that travel in from Wayne County and 41,328 (11.0 percent) that reside in Jackson County. Outside of Region 9, many workers also commute in from Monroe and Oakland counties. 117,426 (31.3 percent) of the 375,685 workers in Region 9 traveled more than 25 miles to their place of employment in 2017.

Where Region 9 Workers Live



This fact and labor shed statistics throughout this brief are analyzed from the U.S. Census OnTheMap, Center for Economic Studies (2017). Data Sources: Economic Modeling Specialists International (Emsi), and U.S. Census OnTheMap

Analysis: Workforce Intelligence Network